



YOUR ULTIMATE SCREEN SAVER CREATION TOOL

The most complete Flash screen saver creator has arrived with loads of cool features you won't find anywhere else. From the Flash-focused kingdom of FlashJester comes Creator, your ultimate screen saver creation tool. All you need is a Projector file and Creator will do the rest. It's never been so easy to create killer screen savers with impact unmatched by any other screen saver. Amazing animation, blistering sound and controlled interaction - along with a customisable setup box and screen saver install program - are just some of the features. There is no need to look elsewhere. Creator is the full package with no plugins required!

Using your Flash Projector files, you can now create cutting-edge screen savers. Creator is a whole suite of different programs all in one, making designing a screen saver easier than ever. Plus, with Creator you can produce and package your screen saver so it's ready for distribution.

Creator & all FlashJester products support Flash 3/4/5/MX/MX 2004/8 & Windows 95/98/ME/NT/2000/XP



UPDATES

New in Creator 1.3

- Supports Flash MX!
- Minor bug fixes
- Supports XP
- Supports an image for the preview screen
- Support dual monitor
- Additional escape key

Here's what's new with Creator 1.2

Third Party Support

Get more support for third party installation tools, such as Wise or Installshield, when packing your screen saver.

Add the JTools

You can now add any of FlashJester's JTools to your screensaver, i.e. JStart. This is useful if you want to call a URL into the screen saver and avoid errors common with the conventional method of Get URL.

Windows NT Exception Error Overruled

Windows NT used to have an exception error that would appear if the screen saver was left running for a long time. This was due to Windows NT's user privileges and security, but this is no longer a problem and will not occur.

Keyboard Interaction

Creator now supports full Keyboard interaction. Previously interaction was limited to just the Esc key, but now this enhanced feature allows users to even type in text if required.

Jog, Stop, Start Error & Disappearing Cursor Stopped

When previewing the screen saver in the Windows 95 preview box, errors caused the screen saver to jog, stop and start. This was a bug within Windows 95 and it was fixed in Windows 98 and NT. No fear for Window 95 users as we wrote code to fix the error as Microsoft never did.

We also found a way to get around the problem of the cursor not appearing on screen when typing in the screen saver's password to exit. The cursor will now always appear on screen when you wish to exit the screen saver.

DLL File Update

The screen saver's DLL file has been updated with a new version in Creator 1.2 also.

Gradient Bug Squashed

The gradient bug that existed in the last version is fixed in the latest version of Creator

2000 Compatibility & Beyond

Now all the screen savers you create will be Win 2000 compatible, so that means it will now run on Win95/98/NT/2000/ME, XP platforms.



FEATURES

Coming at you is a list of Creator's amazing features. And if you want to check out Creator's feature presentation, click [here](#).

Total Flash Compatibility & Support of Windows

Creator is 100% compatible with Macromedia Flash 3, 4, 5 and MX allowing you to add more features, better graphics, animation and sound than ever before! Creator is also compatible with Adobe LiveMotion so you can create screen savers no matter which package you use to create SWFs.

On the operating systems front, Creator supports Windows 95/98/ME/NT/2000/XP.

No Plugins Required

Creator does not require any plugins. So the end user will not need to download the Flash plugin or any others for that matter. As long as the user's PC is on, your file can be seen. The finished file contains everything that is needed to view your screen savers in style.

HUGE Compression

Creator features amazing compression. Create your screen saver from a 1.2MB Projector file and still get it to fit on a disk. Creator can take the Projector file, add a setup box to it and a midi file along with all the settings you wish and then package it up in a customisable install file with graphics and still only add about 200KB!

Custom Setup Box

You're in control of the setup box design. Create a custom-designed box that moulds to the shape of your bitmap. You can include hyperlinks to e-mail and web addresses and use free text to insert a copyright, trademark, version number or other comments. As always, FlashJester does not put adverts or banners in the setup box, ensuring it's all yours.

Control Interaction

With Creator, you are in command. Take control of the interaction and sound with the On/Off option set. You can even play midi files.

Automatic Update Online

No need to search around on the site for any upgrades, patches or additions. Creator now features an almost automatic update feature. This will allow you to get the latest update by simply logging onto the Internet and clicking "Update Creator" from one of the menus in Creator. Creator will then download and install the latest additions without you having to do any installing, uninstalling or configuring.

Real-Time Previews

As you design your screen saver, check out your progress in the screen saver dialogue box which shows real-time previews. See things as they develop before your very eyes.

User-Friendly - No Programming Skills Needed

With Creator's easy to use interface, it is great for all Flash fans, from designers and developers to those just starting out. No programming skills are necessary to take advantage of Creator's unmatched offering. It's never been so easy to create killer screen savers. In fact, it will only take you about 10 minutes to have a fully functional screen saver up and running. With experience, you can half that time. FlashJester also offers program group support to assist users.

(Installer/Installation)

- Eliminates need to use outside packages to create readme files or installer - Creator is an all-in-one package
- Compresses and automatically combines into the install file
- Creates an uninstall program to aid the user in removing the screen saver from the system
- Lets you choose from an almost unlimited combination of fill effects, bitmaps, header and footer text with great effects such as shadowing for the background of the installer
- Features customisable installation dialogue boxes
- Sets the screen saver as default after installation



- Shows "Display Properties" dialogue box after installation

(Protection)

- Allows all bitmaps, midis, text files and projector files to be hidden from the user, hence making it tamper proof
- Offers password protection

(Distribution)

- Allows creation of one single .exe or span multiple disks with the install file - Useful for distribution over the Internet, on floppy disk or CD
- Features unlimited distribution with the Creator License

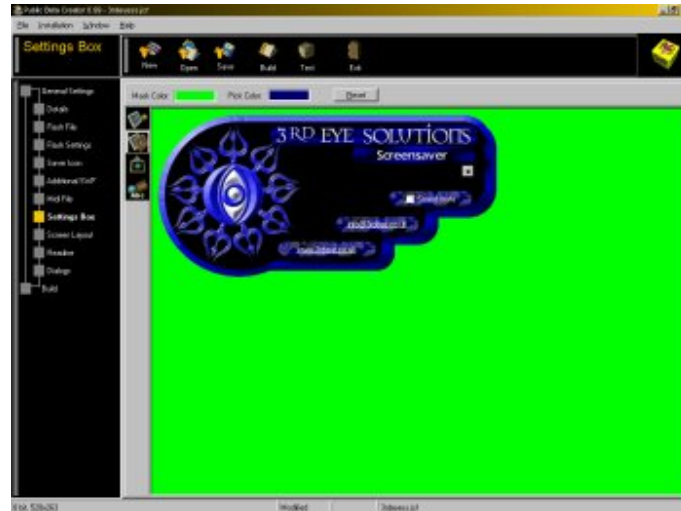
(Others - Misc.)

- Allows you to change the screen saver's icon
- Packages your screen saver up in a fully controllable installation environment
- Previews the screen saver in the screen saver properties preview box
- Disables the right-click and escape key menus
- Offers multiple language support
- Forces the Projector file to go full screen regardless of the settings
- Includes Multi-SWF support for use with Load Movie
- Supports 16 colour and 256 Colour, 32 x 32 Icons
- Optimises all bitmaps of more than 256 colours to 25







Screen Shots

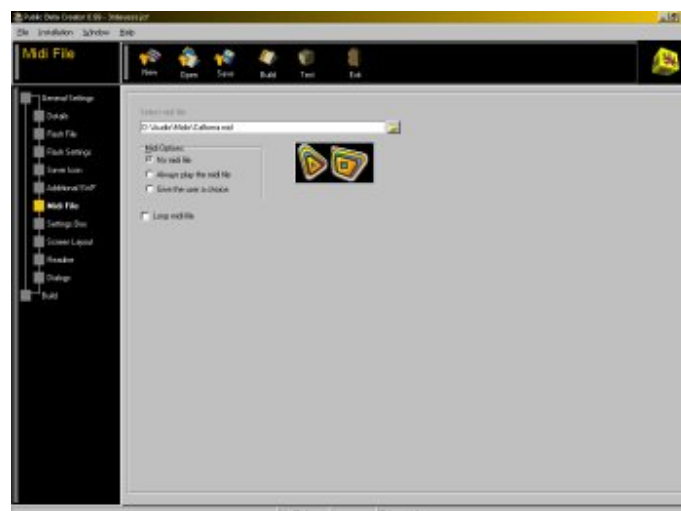
Setup Box



One of the biggest and most unique features of Creator is that it can create custom set-up boxes for your screensaver. This is the set-up box that appears when pressing the 'Settings' button in the 'Display Properties' dialog box on the screen saver tab. The actual shape of the set-up box can be changed well and will form itself in the shape of your bitmap. From this, the user will be able to click on web and e-mail links, and any other setting you put in the set-up box.

-  Clicking on the picture will allow you to pick any bitmap, of any size or any amount of colours. Creator will then optimise the bitmap for size and colours.
-  Using the Mask feature, you will be able to select a colour on the bitmap to be transparent allowing for a totally custom shaped set-up box.
-  By clicking on the preview button, you will be able to see quickly and simply how the set-up box will look and act when is included into the screensaver.
-  Components such as a weblink, e-mail link and settings can be dragged and dropped onto the settings box, where they can then be positioned by dragging.

Midi File





One of the new features in Creator is the ability to play a Midi along with your Projector file, an option not included with Flash. In this Midi section you will be able to select the midi file aswell as configuring how it plays.



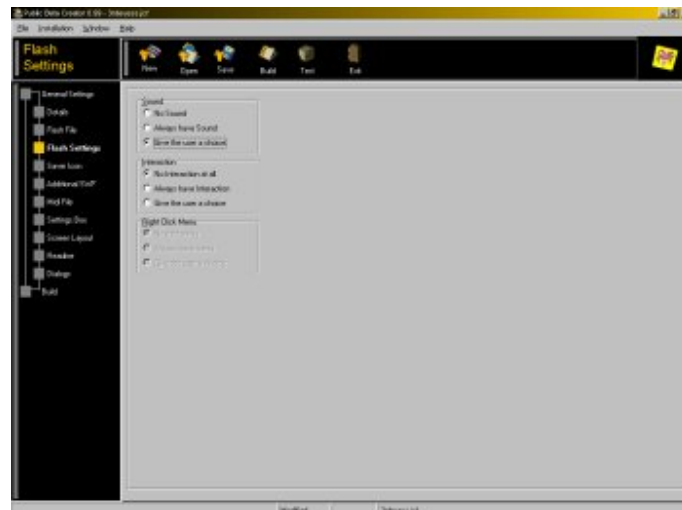
You can also preview the midi file by clicking on the preview buttons.



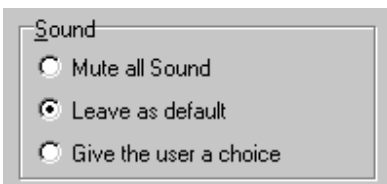
You can choose if the midi file is played, not played, or the user is given an option in the screensaver settings box.

Another feature is the option to loop the midi.

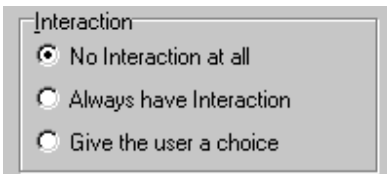
Settings



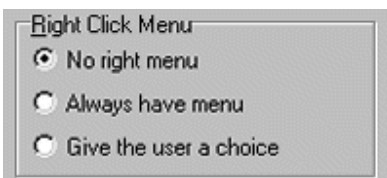
In this section, you will be able to configure the screen saver to run how you want it to run. Have total control over the sound, interaction and right-click menu.



Using the sound options, you are able to turn the sound on/off in the screensaver or give the user the option to turn it on/off in the screensaver's settings box.



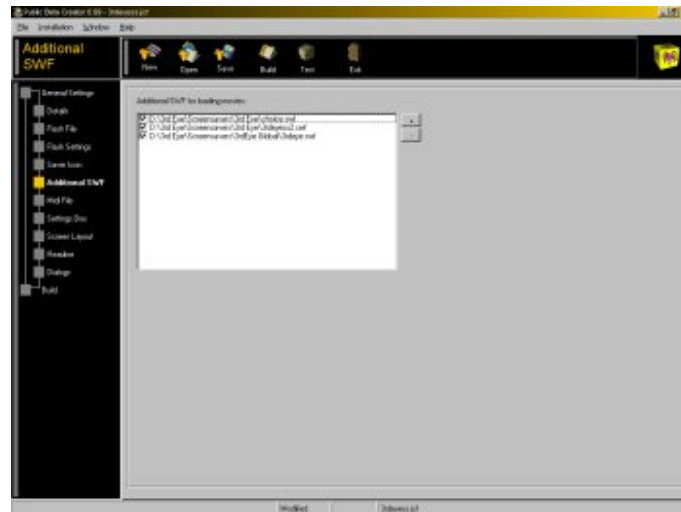
One of the greatest features of Creator is that you can create interactive screen savers. Here you can turn the interaction with the saver on/off or let the user decide.



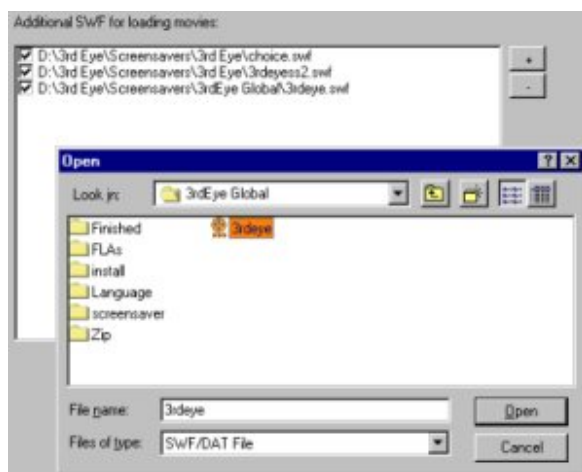
Another feature of Creator, you can turn off the menu that appears when user right clicks in the screen saver. Admit it, that was always a pain!



Additional SWFs



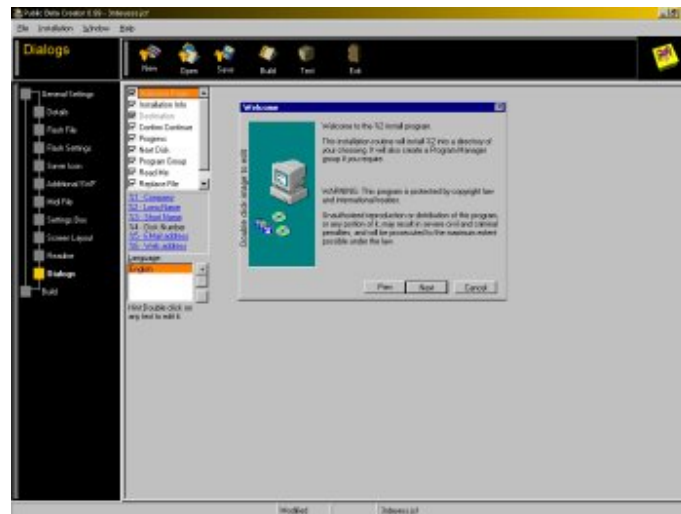
One of the features of Flash is that it allows you to load movies up on different layers of your projector file. These separate movies (SWFs) are loaded up using the LOAD MOVIE command often from the same directory as the projector file. Creator allows you to not have to package the movies along side your projector file and instead include them inside your screensaver making it just one file



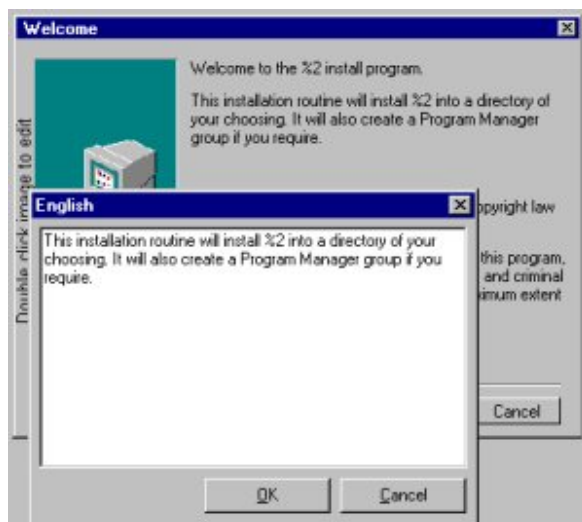
Add SWFs quickly and easily. Creator will then put them inside the screensaver making sure that nobody will be able to get to them.



Dialogs



In this section, you can edit every dialog box that appears through the install for your screen saver. Here, you will be able to edit the text and replace the pictures.



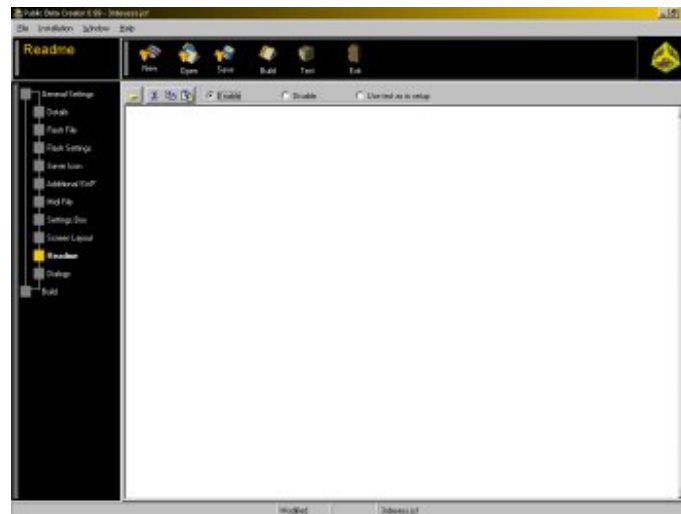
By double-clicking on any of the text in the dialogs boxes you will be able to edit it. Also, Creator features its very own key so you will not have to keep typing the name of the screen saver over and over.



You can also specify different languages so that the user will be able to select the one they wish when they install the screensaver. Pictured here is the Italian language file.



Readme

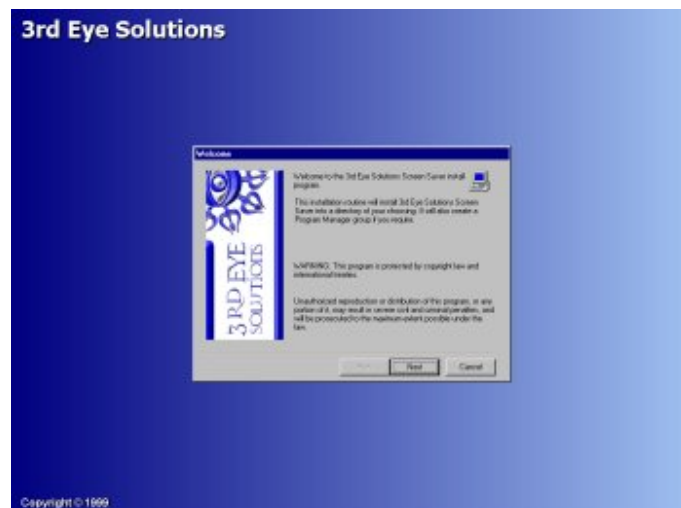


As part of the full package, Creator allows you to create the readme file for your screen saver without having to leave the program.



The Readme toolbar allows you all the cutting, copying and pasting functions of the clipboard plus the several readme options. Here you can enable/disable the read me, write the readme file or choose "Use text as in set-up". This will then take the text from inside the Installation info dialog box.

Install Layout



Another one of the great features of Creator is that you can package your screen saver up in an install file without having to use an outside program. Creator features a fully configurable installer which allows you to change the whole visual appearance of it. The Screen Layout is the first of two sections covering the install, and it allows you to change the background colours and/or image.

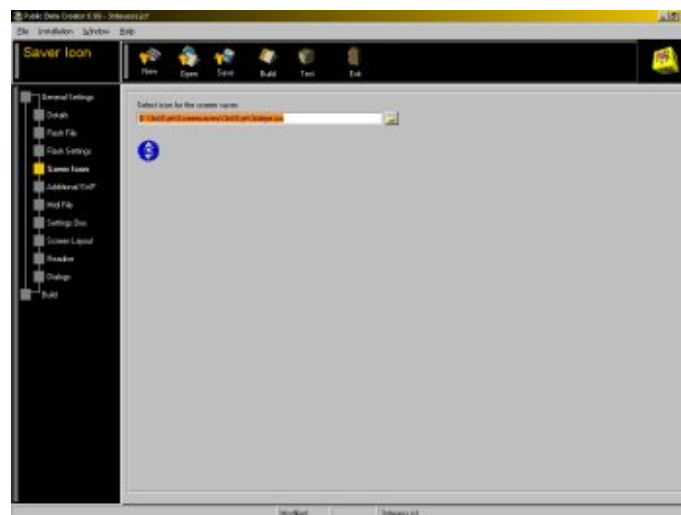


You can specify the exact colours you wish for the gradient to start and finish at, as well as its direction.

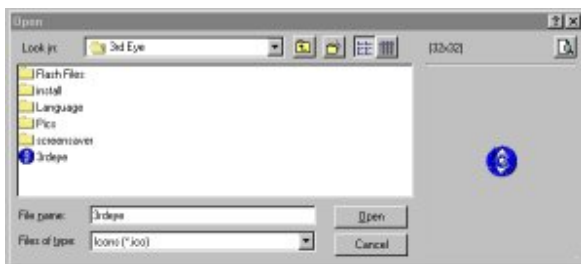


You can also choose to display a bitmap anywhere on screen.

Icon



Another of Creator's unique features allows you to change the icon for the screensaver. If you select an icon with many different sizes and colours Creator will automatically pick out and use the icons necessary without you having to find the right amount of colours and size of the icon.



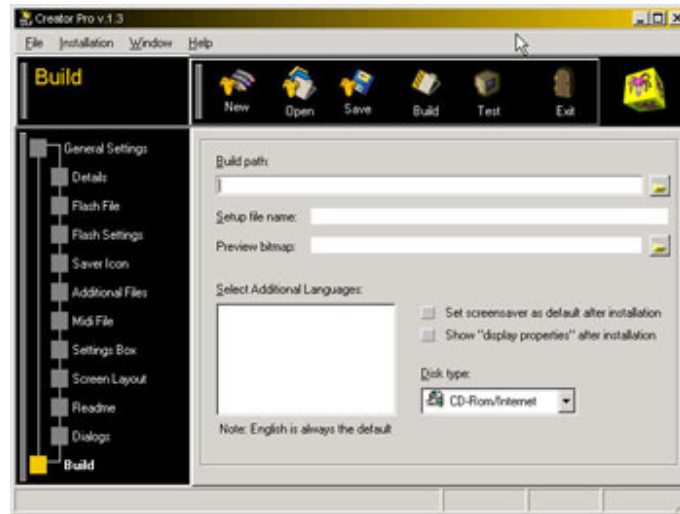
When browsing for the icon to use for your screensaver, Creator will show a preview to the right hand side of the browse box.



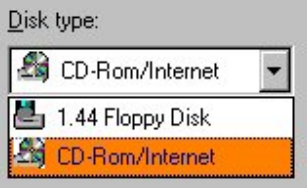
If the preview box is not big enough, you can then choose to preview it in a separate box before selecting it.



Build



This is where all the options that you have set in the previous sections are put together to produce the screensaver. Here, you will be able to decide where the screensaver is built. When it is built it is separated into two directories, one containing the installer with the screen saver inside, and the other contains just the screen saver for if you wish to use a 3rd party installer.



You can also choose the format which your screen saver will be distributed by. If it is by 1.44MB Floppy disk, then your screensaver's install file will be broken down into disk sized portions. If you choose CD-ROM/Internet, it will create just the one .exe install file.

- Set screensaver as default after installation
- Show "display properties" after installation

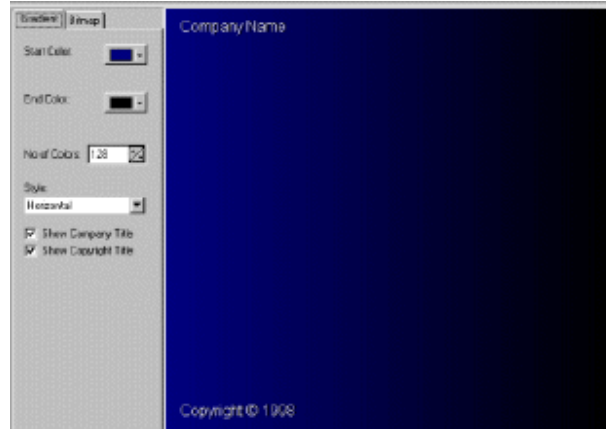
When the install has finished, you can choose if the screen saver is made the default screensaver on the users machine. Also, you can open the display properties and send it directly to the screensaver tab.

Fully customizable set-up boxes





Fully customizable install file





TESTIMONIALS

What people are saying about creator.

We have always said how great Creator is in creating screen savers from your projector files, and we have always gone on about all it's features but you don't have to take our word for it....

Here are just a few examples of the nice things people have been saying about Creator.

Editor

Ding Bat

<http://www.dingbatmag.com/flashion.htm>

Creator is an entire wardrobe rolled into a sock drawer—your best bet for converting Flash files into stunning, byte-sized (we're talking extreme compression), sound-filled screensavers. Just generating Flash screensavers would be impressive enough, but Creator gets even fancier by letting you control the entire installation environment That includes customizing the shape and design of the setup boxes! Heck, you can even use your own handmade icons for your screensavers. One of Creator's snazziest dazzlements is its ability to bypass system settings and present Projector files at full screen. Wow!

Webmaster

CLC Flash Online

<http://clconline.clc.cc.il.us/mm/flash/thirdparty.htm>

Creator is the best Flash-to-Screensaver software I've ever used. It is expensive to purchase but if you're creating screensavers for professional purposes, this is the one to use. As a bonus, the interface is similar to Jugglor so in essence once you've learned one software it's easy to pick up the other.

Allen L Hartle

The Media Experience LLC

<http://www.alhtech.com/>

Kick-Ass software! Made a customer out of me! Thanks!

Terry Hurley

Carlberg

<http://www.carlberg.com/>

Everything turned out GREAT because of you! Our client was going to run screen savers we built using your product at an upcoming trade show. We rushed the project to make the deadline and then, just when we thought we were in the clear, we run into the Win2K issue. Thanks for getting the update and new key to me so quickly. You guys are heroes.

David Smallwood

Cheers, and thanks for the prompt resolution of the problem.

Roto

Friendly, helpful, and done well that is how your product, faq, and forum all come across.

Danny Bolivar

I love how well Flash Jester compresses the source and keeps the file-size down considerably.

**Joen Asmussen**

Turtleshell

<http://www.turtleshell.com/>

"I am still amazed at the amount of features, the smooth installer, and the high general quality and performance of the Creator screensavers. A screensaver is an incredible goodie to offer from a website..."

Mathias Ruch

Intrend

www.intrend.ch

"Screensavers are cool - but did you know that creating them is as easy as filling out a form? Flashjester Creator is THE tool for you: easy interface, amazing functionalities and as a result, combined with Flash, professional screensavers! Creator is a bargain that you mustn't miss!" I like your Sitedesign very much, I just browsed the Html-section on Flashjester again and I love it: the pics naming the tools are great, compliments! We are going to do another screensaver in the near future for a sports company, we are looking forward to that. We'll be contacting you.

Steve Cahill

Hewlett-Packard Co

www.hp.com

I was impressed with the ease of use and flexibility in setting up the screensaver through an interactive menu tree. The installer allows for a customize installer to be built so the end user can seamlessly install the saver on their PC.

Pete aka the Rock

Pandora Interactive Studio Pte Ltd

<http://www.pandora.com.sg/>

I would like to say that you guys have fast service, unlike another flash screensaver company who has disappointed us during the a very important project. BTW, your program is definitely much better than theirs. We enjoyed the ease of use and numerous ways of customisation. Thanks again.

Bob Cesca

Camp Chaos

www.campchaos.com

FlashJester is the future of screen saver fun. You can't go wrong when combining Flash's small file size and interactivity with the novelty of screensavers. Awesome!

FlashMagazine

This is the kind of program where you'll probably never open the help file, because you won't need it.