

YOUR SUPPORTING CAST FOR PROJECTOR PERFORMANCE

Pump up the performance of your Projector files with JTools. This special collection of tiny add-ons for your Flash files allows you to add features that Macromedia didn't include in Flash. Nine small supporting players make a big difference as you create Projector files.

Check them out to see what you need to power up your Projectors. Go here to order

http://flashjester.com/index.html?section=ordering_jtools

JTools & all FlashJester products support Flash 3/4/5/MX/MX 2004/8 & Windows 95/98/ME/NT/2000/XP



Version 1.1

YOUR CUSTOM AVI PLAYER

Launch and play AVI video files in the JAvi custom player from FlashJester. Total customisation is in your hands. With many different settings, you control the way this JTool looks and plays with the Flash file using the FSCommand Exec and JAvi. Released in October '99, the features include looping, close when finished, size of AVI, position on screen, one instance, close all JAvi's playing, sound on/off, dragging on/off, toolbar and control bar disabling/enabling and border size.

Picture this. You are starting a multimedia project. Your client wants you to use their animated logo in it. The animation is an AVI. So what is your solution? You could either import it into Flash and lose the quality or you could choose to make the multimedia project in Director. However, the Director file size is huge and you want to make it fit on a disk. No problem. JAvi is here to help. Launch Avi's from your Flash file using this simple and very customisable player.

JAvi & all FlashJester products support Flash 3/4/5/MX/MX 2004/8 & Windows 95/98/ME/NT/2000/XP

Change the way it looks

- Border on/off
- Draggable on/off
- Toolbar on/off
- Full Screen
- Sizeable
- Position
- Ratio to make sure that the AVI will appear the same in any screen resolution

Included is the JAvi example file to show you all the great features. Also included is the FLA example file so you will be able to see how each link works.



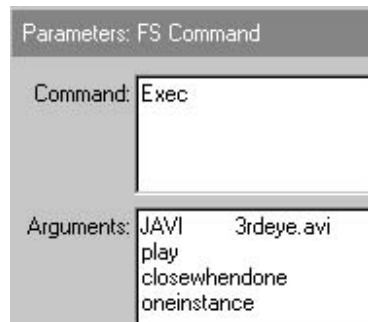
Position the JAvi where ever you wish and then use the ratio feature to make sure it opens in that position and size on all resolutions

Change the way it plays

- Looping
- Play once and then close
- Sound On/Off



Play selected frames



JAvi Wizard

When you purchase JAvi, you will get a FREE copy of JHelpor, giving you access to JAvi's setup wizard. With this wizard, you will soon have JAvi links set up in no time thanks to its easy to use interface and many options.



Using the wizard is as simple as checking boxes and filling in fields. JHelpor then does that hard work for you by generating the parameters needed in your Flash file to run the JAvi link. Then, it is as simple as copying the text into your Flash file's FSCommand.

One copy

You will need only one copy of JAvi to create several links from a Flash file as JAvi, as with all the JTools, uses parameters. To set up these command line parameters, all you will need is a text editor.

Once you register, you will receive a FREE copy of JHelpor to help you set up the command line quickly and simply.

Price

You can purchase JAvi for as little as \$99. With this you also get a Free copy of JHelpor

Version 1.4

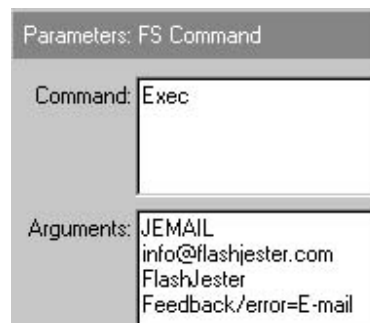
Your E-Mail Agent

Including an e-mail address in a Projector file is easier than ever thanks to JEmail. Say goodbye to commands that don't work and DOS boxes. JEmail provides a powerful solution that works on all Window operating systems and the latest Flash files. Now you can send Projector files to clients and ensure they can send you feedback by e-mail. No problem!

Keep in mind that JEmail is now FREE. If you download the evaluation version of JTools (JStart, JWeb, JEmail and JHelpor), you will get registered copies of JWeb, JEmail and JHelpor in there.

JEmail & all FlashJester products support Flash 3/4/5/MX/MX 2004/8 & Windows 95/98/ME/NT/2000/XP

JEmail will start up the user's default e-mail editor with the e-mail address you specify. You can also specify the subject of the e-mail and the error message to appear when the e-mail editor can not be found.



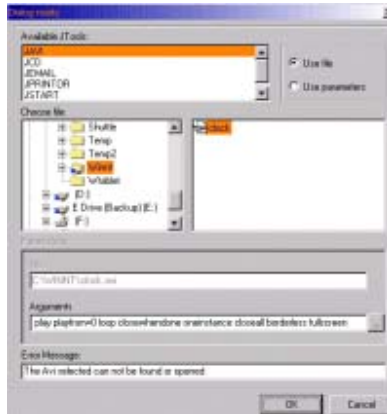
i.e.
JEmail info@flashjester.com FlashJester Feedback /error=E-mail editor not found

You will need only one copy of JEmail to create several links from a Flash file as JEmail, as with all the JTools, uses parameters. To set up these command line parameters, all you will need is a text editor.

Version 1.4

YOUR SUPPORT FOR JTOOLS SET UP

Welcome to the new way of setting up your JTools simply. Tired of having to use a text editor to create the command lines necessary to run the JTool of your choice? Well no fear. JHelper features an easy to use graphical interface to work out the parameters needed for the JTool with the options that you have selected.



JHelper's graphical interface makes it easier than ever to set up your JTools

Use JHelper to set up any of the JTools currently available as well as future JTools that will be compatible. Using JHelper couldn't be simpler. You just pick the JTool, then the file or parameters you wish to launch and then set the arguments by choosing from a list of options.

JHelper will then work out then parameters and all you need to do is copy these into the arguments box in the FSCCommand, Exec. Easy as that. All your JTools can be configured in minutes and with the ability to save the configurations, you will be able to come back if you need to make any changes.

Best of all though, JHelper is completely FREE when you register any of the JTools.



Version 1.2

Your Movie Projector

Grab some popcorn and dim the lights because the movie is about to start. No ticket for the cinema is needed because the action is happening on your computer. Introducing for your viewing pleasure ...JMovie.

The latest addition to the JTools supporting cast, JMovie, allows you to play Avi's as well as Mpeg files, some Quick Time Movies and many others directly from your projector files. This clever cinematic feature is made possible by Windows Media Player ActiveX controls.

With JMovie, you're in control of how this JTool looks and plays. Regardless of your movie format, JMovie will load in the exact position and size you want. When you're ready to show the movie, you can play it once, loop it or even select certain scenes. Plus you can integrate JMovie with FlashJester's Jugglor to create ONE application with all the source files inside.

JMovie & all FlashJester products support Flash 3/4/5/MX/MX 2004/8 & Windows 95/98/ME/NT/2000/XP

With JMovie...

v.1.1

- Stop the Player on Escape Key
- Lets you control Play, Stop, Pause from a Flash file
- Allows you to Play/Pause/Quit by clicking on the screen
- Small bug fixes

Play what you want

- Plays *.mpg, *.mpeg;*.dat;*.avi;*.mov, *.wmv, *.asx, *.asf, *.wmp, *.wmx, *.mpe, *.m1v, *.mp2, *.mpv2. (If you can play your video file in Windows Media Player, then you can play it in JMovie!)
- Supports all compression codecs used by the Windows Media Player

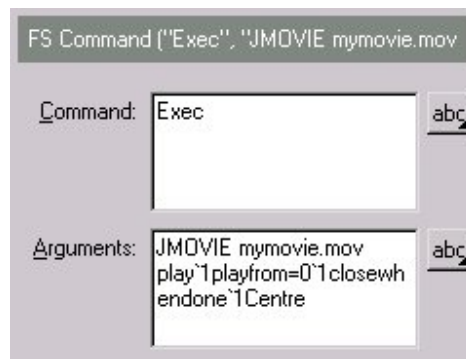
Control the way it looks

- Offers on/off control of toolbar and border
- Maintains ratio option to ensure the movie's position and size is the same on any resolution
- Positions the movie on screen wherever you like
- Changes title of movie at your request

Control the way it plays

- Starts and stops the movie with a single click on screen
- Plays movie once or loops as many times as you wish
- Plays certain frames that you select





Team up with Jugglor

JMovie works with Jugglor to create ONE application with all the source files inside.

Easy setup

When you buy JMovie, you'll receive a FREE copy of JHelpor to help setup JMovie quickly and easily, instantly adding more power and impact to your projector files.



Unlimited Licenses

Once you register JMovie, you'll receive unlimited licenses. Use it on as many projects and CD's as you need.

Price

You may purchase JMovie + FREE JHelpor for \$149 OR Upgrade from JAvi to JMovie. All existing JAvi users can upgrade to Jmovie for only \$99. If an email hasn't been sent to you telling about the upgrade then please go here http://flashjester.com/index.html?section=ordering_jtools_upgrade.



Version 1.1

YOUR CONNECTION CHECKER

One of the great features of a Flash Projector file is that it loads movies and variables not only from your hard drive, but also from the web. When you need to talk to a web server to retrieve or update data, Flash has the ability to use the GET and POST command to update data on websites. But if users are not connected online then the data will not be sent or retrieved. Uh-oh.

This is why we created JNetCheck. With this JTool, you can check to see if the user is online or not, all from one simple command. This is extremely useful as you can then choose not to run a certain command if the user is not online, and message them to connect to the Internet. Once run, JNetCheck displays the connection status (True or False) in a text file which you can load into Flash as variables. What you do after that is totally up to you. You could...

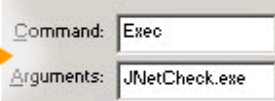
- Display the connection status in a field
- Submit details if the user is online
- In a game, publish high scores to the web (with the use of CGI or ASP scripting)

JNetCheck & all FlashJester products support Flash 3/4/5/MX/MX 2004/8 & Windows 95/98/ME/NT/2000/XP


Easy as 1 >2 >3

JNetCheck is one of our easiest JTools to use and can be setup in a matter of minutes.


1 Put an FSCommand to launch JNetCheck. When it runs it will write the connection status to a text file ...



2 ... which you then load in using the load variables command...



3 ... and then use the variable however you wish!



However, if you do have any problems, there is a full help file showing you a detailed step by step.

One copy

You will only need one copy of JNetCheck to create several links from a Flash file because JNetCheck, like all JTools, uses parameters. To set up these command line parameters, all you will need is a text editor.

Once you register, you will receive a FREE copy of JHelpor to help you set up the command line quickly and simply. For more information about JHelpor, go http://flashjester.com/index.html?section=tricks_jtools_jhelpor.



Version 1.1

YOUR PROJECTOR PRINTER

How often have you thought how smart it would be to give the user a screen dump of what they are seeing? Whatever you are doing, you can now create printouts of the Flash screen, be it for kids to colour in later, order forms to send back via fax or snail mail or pictures of your products, art work or latest releases. Enter JPrinter, the JTool that takes a screen shot of your Projector file ready for printing.

The area you wish to print can be customised, allowing you to the option of printing the entire screen, just a part of it or individual image on it. This selection is done using JSelector, a tool included with JPrinter.

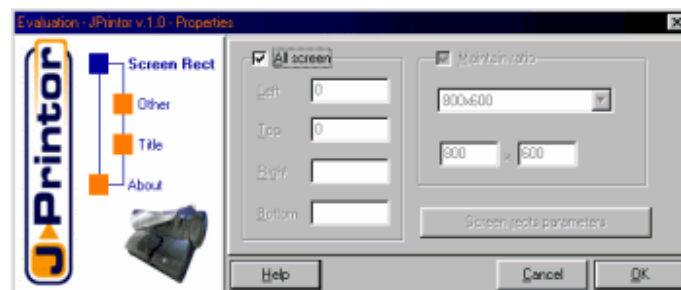
JPrinter & all FlashJester products support Flash 3/4/5/MX/MX 2004/8 & Windows 95/98/ME/NT/2000/XP

Using JPrinter you can choose to...

- Print a full screen capture
- Print a custom capture area
- Save to file
- Direct print
- Rescale with best fit option

Also included is the JPrinter example file which shows you examples of all these features in practise.

JPrinter Wizard



Using the wizard is as simple as checking boxes and filling in fields. JHelpor then does that hard work for you by generating the parameters needed in your Flash file to run JPrinter links. Then, it is as simple as copying the text into your Flash file's FSCCommand.

Examples

What can JPrinter be used for? We bet you'd love to know, so let us share the wonders. It brings a whole new dimension to Flash creative ideas, an option that gives you the scope to use it for new things not done before.

- Print out high quality images using the best fit feature, meaning it will re-scale the picture to make it fit on whatever size or orientation of paper being used by the viewer.
- Run a Flash file around a picture you want to highlight. You can then print just the picture and not the rest of the Flash file surrounding it.
- Print out the entire screen if you choose to use a single picture to make a big impact.
- Create order forms more pleasing to the eye than plain text, and then allow the user to print it off and fill it out to



be sent by fax or mail.

- Create or include black and white line images, then allow it to be printed out and coloured in by kids! You can draw anything at all and include it in a Flash presentation ready to be printed.

One copy

You will also need only one copy of JPrintor to create as many print links from a Flash file as you desire because JPrintor, like all JTools, uses parameters. To set up these command line parameters, all you will need is a text editor.

Once you register, you will receive a FREE copy of JHelpor to help you set up the command line quickly and simply. For more information about JHelpor, go http://flashjester.com/index.html?section=tricks_jtools_jhelpor.

Version 1.1

SAVE TEXT FILE USING FLASH PROJECTOR

One of the new features in Flash 4 & 5 was that it allowed you to load variables from outside files. It did not take long until text files were being used to quickly update Flash files. Using ASP, Flash designers have created guest books, Flash databases and much more. This involved the information being read from the ASP files and then written back to them. However, this could only be accomplished online...until now!

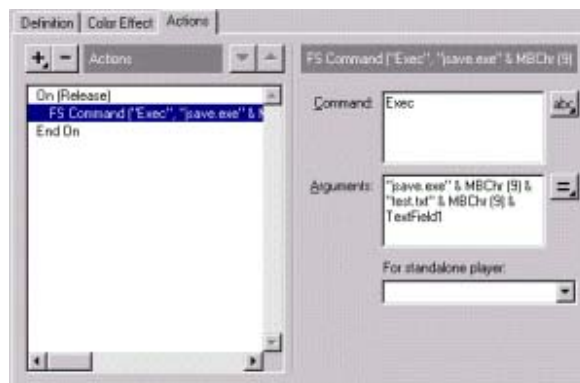
JSave, one of FlashJester's JTools, allows you to SAVE text entered into Flash to a text file on the hard drive. It saves user options, allows you to enter details in Flash offline and allows you to insert your name and it will remember for future launches of the Flash file.

JSave support Flash 3/4/5 & Windows 95/98/ME/NT/2000/XP

Change the way it looks

- Save text entered into a Flash file to a text file
- Use JSave to save and retrieve the date and the time
- Only need one copy of JTool for all your saving needs in the same Flash file
- File size is just 20K!
- Quick and easy to set up

Included is the JSave example file to show you all the great features. Also included is the FLA file for the example file so you will be able to see how each link works.



JSave is simple to set up and soon you'll be saving to text files quickly and without difficulty

Load and Reload!

Using a combination of JSave's saving capabilities and Flash's loading variables from text files, you can create cool effects and neat Flash applications. How about a Flash Notepad? All possible with the power of FlashJester!



One copy

You will need only one copy of JSave to create several links from a Flash file as JSave, as with all the JTools, uses parameters. To set up these command line parameters, all you will need is a text editor.

Once you register, you will receive a FREE copy of JHelpor to help you set up the command line quickly and simply. For more information about JHelpor, go http://flashjester.com/index.html?section=tricks_jtools_jhelpor.

Version 1.1

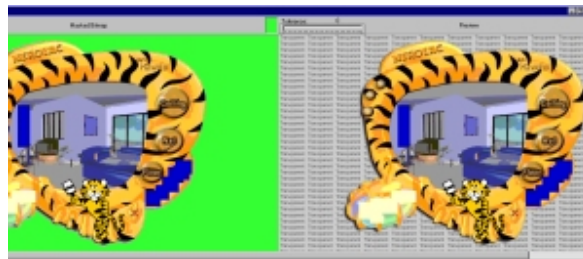
YOUR "GET OUT OF THE BOX" JTOOL

OK, Flash fans, it's time to get out of the box and transform the image of your Projector files. All you need is your imagination and a little help from your friends at FlashJester. With the powerful pairing of JShapor and Jugglor 1.1b, you'll be on your way to creating custom Projector files in a matter of minutes. Size it. Shape it. Use a bitmap to define the exact shape. You're in control.

Remember that to create custom files, JShapor needs to work in conjunction with Jugglor 1.1b.

JShapor & all FlashJester products support Flash 3/4/5/MX/MX 2004/8 & Windows 95/98/ME/NT/2000/XP

Create a custom sized and shaped projector file



Using JShapor's transparency tool, it is easy to select the part of the skin you wish to have transparent allowing you to shape the projector how you want.

Demo



Download the Nerolac Demo <http://flashjester.com/download/nerolac.exe>
This little demo shows what can be achieved with JShapor and Flash.





Download the 3rdEye Clock <http://flashjester.com/download/3rdeyeclock.exe>

A demo created by use to show off the use of Flash 5's scripting and JShapor combined.



Version 1.4

YOUR EXEC COMMAND ENHANCER

The FSCommand Exec of Flash allows you to run almost any programme you wish. However, that is all you can do with it. Even with the new release of Flash MX, there is not much more power to the command. JStart enhances the power of the Exec command to its full potential allowing the execution of programmes, parameters and the opening of files with their default editors or programmes. This opens up many opportunities into the operations you can control by the Flash file.

With JStart, you can launch any file, and it will open up in the programme which the user has specified with that file. This means that you won't have to distribute the programme as well. As with all JTools, JStart is a very small programme and you will only have to distribute one copy as it runs on the parameters the Projector file sends it.

JEmail & all FlashJester products support Flash 3/4/5/MX/MX 2004/8 & Windows 95/98/ME/NT/2000/XP

JStart can run almost any file such as:

- Avi's
- PDF
- Doc
- Programs
- Bitmaps
- Tiffs
- JPEG's
- MP3
- HTML
- And many for





i.e.

```
JStart c:\winnt\notepad.exe /error=Notepad not found
```

```
JStart c:\winnt\clock.avi /error=AVI player not found
```

```
JStart c:\winnt\notepad.exe hello.txt /error=Notepad or Hello.txt not found
```

Version 1.4

YOUR WEB LINK WONDER

JWeb is the professional solution to create web links from Projector files -- fast! With Flash 3, when you create a Projector file, options are lost. If you want to include a web link using the GetURL command, it will not function. The only way to insert a web link is to use a batch file or the Start command. Both of these offer a free but unprofessional solution to launching your browser and sending it to a web page address. Now here comes JWeb to finish all of that.

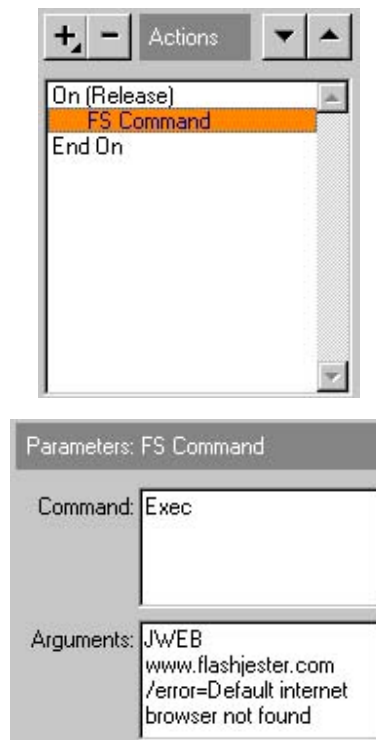
Keep in mind that JWeb is now FREE. If you download the evaluation version of JTools (JStart, JWeb, JEmail and JHelpor), you will get registered copies of JWeb, JEmail and JHelpor in there.

Advantages for Flash 3 users

By using this easy to use program, you can create web links from your Flash projector files fast. Launch the users' default internet browser and have it sent to a specific web page. It can also load a web page from either the users' local drives or from the world wide web.

Advantages for Flash 4, 5 and MX users

Now that web and email links work in Projector files from Flash 4, it might appear that JWeb has no use, but think again. There is still one valuable feature that can be used in Flash 4 & 5. If you create different weblinks in your Flash file, it will load up a different browser for each link. Using JWeb, each link you load up will open in the same browser window.



i.e.
 JWeb www.flashjester.com /error=Default internet browser not found

So now there are no more annoying Dos boxes or awkward batch files. Just a simple solution to allow you to make links to the web. JWeb is also very easy to set up and you need only one copy of the JTool regardless of how many links you



want to make. All commands are put in parameters in the Flash projector file's FSCCommand, Exec.

JWeb's command line makes it easy to understand and use. To set up this command line, all you will need is a text editor. Once you register, you will receive a FREE copy of the JTool to help you set up the command line quickly and simply, JHelpor.

JWeb & all FlashJester products support Flash 3/4/5/MX/MX 2004/8 & Windows 95/98/ME/NT/2000/XP



TESTIMONIALS

What's happening on the JTools scene?

Accolades abound for the best supporting cast that's pumping up Projector file performance on screens around the world. If you haven't experienced this class act, you better check it out because your Projector files are missing out.

So what are the fans saying? Read on!

Richard Cady

<http://www.rc-interactive.biz/>

This is Richard. I called you this morning regarding a problem linking PDF files using JStart. I just wanted to say "Thank You." Your solution of duplicating the INI and EXE files, renaming them, and editing the code in Notepad worked perfectly.

Thanks again,

Richard

Mark Evans

Hi

.....FANTASTIC - thanks to your swift advice and examples, I got it working and it ALL works a treat. The client is going to be SOOOOO impressed with this :-)

Many thanks again

Mark

Travis Evans, President

Digital Energy Corporation

<http://www.dec.cc>

We use JAvi in our interactive interfaces to show technical animations. We have tried numerous ways and JAvi is the best (we are also looking into JMovie). The animations we create are quite large and we need to incorporate all of them onto one CD when we complete a project. With JAvi's feature that allows you to point to a specific frame, play and then stop at another frame we are able to use fewer .avi files and save a lot of space. It eliminates the redundancy to have an all-in-one .avi as well as individual .avis pertaining to the particular section of the project chosen from the menu. We simply have an all-in-one .avi and save half the space.

Jonathan Owen - Graphics & Visual Production

Hartman & Associates, Inc.

<http://www.consulthai.com>

Just want to share with others how your J-Start program saved the day for me.

This is my third year placing the conference proceedings for the Florida Water Resources Conference onto CD in a book form. I use quite a few programs to do this (Flash, Illustrator, Photo Shop, MS Word, Adobe Acrobat and a few others). Last year I decided to use a flash movie to open up the CD. I had previously used Astound and was surprised to find that Flash cannot open a PDF. I had to call Flash tech support and ended up writing a quick Director file to do this (with



the help of their tech support).

This year I thought, "No Problem. I will just give the new file the same name as the old one, put it in the same relative place and it will work." NOT! After finding I would need to pay for a tech support call to Director I got online and found J-Start. As mentioned, I already have Director, but don't really use it and comparing the "one-time" cost for tech support to the purchase of your program, I decided to "go with the the Jester". The learning curve was not too intimidating and the one email I sent with a question was answered quickly.

Thank you for giving me a quick and functional answer to my dilemma with J-Start. The Proceedings on CD was very well accepted and I have been asked to carry on with the project next year.

Webmaster

CLC Flash Online

<http://clconline.clc.cc.il.us/mm/flash/thirdparty.htm>

Jtools encompass a variety of small helper applications that add functionality to your Projectors such as saving text info, printing (now also included in the newer Flash Players), .avi inclusion, and the 3 classics - JStart, JWeb, and JEmail. These products help add functionality to the Flash projector to do things that the creators of Flash didn't include.

Steve Hardacre

Firstly, thanks for your very quick response..... I really appreciate it. I was confident that there would be a method to take care of this problem... but the amount of re design I was facing if it could not be made to happen was daunting... hence my initial concern. It's a great little product and I wish I was aware of it a bit earlier on..... it would have saved me tons of work in the beginning of this project. Keep up the good work

Shawn Wyatt

Sigma Aldrich

<http://www.sigmaaldrich.com/>

Thanks for the new file....everything works now!!!! Your support and development team are awesome!!! The JMovie v1.2 solves this issue

Web Designer

PS-- JStart just saved my collateral CD Project from a costly switch to Director.

x

d351gn

<http://www.d351gn.com>

I just want to say after working on a project with JMovie, that I am really impressed with this product. It works very well. I love the control I have over videos in CD-ROM projects now that I have JMovie and Jugglor. Thanks for your excellent development, software, and service.

Geordie Pace

Fusion Design

www.fusiondesign.com

I just wanted you to know that your software saved the day! We downloaded...and were able to resolve our problem...much to our and our client's delight. You guys rock! (as we Americans say.)



David Fullstone

Fullstone Communications
www.fullstone.co.uk

No problem got it through and it's working fine. Busy changing a few Flash movies that were using batch files. Bye the way your programs are very user friendly

Greg McCool

Mpact Design Studio

Thanks for writing back - I can't tell you what a HUGE relief it is to know how to finally work these tools. Your products are great! They are keeping us ahead of the competition in OKC. Next purchase - JNET!

Andre-Triple-D

Triple-D Design
<http://www.triple-d.com/>

"At last I can quit Hex-tricking my projector files to customize my work..." Hi everybody and congratulations for every "J" made so far!

Jason Bradley

Righteous Planet Design Studio
www.righteousplanet.com

Thank you for taking care of our problem getting JTools from you. As you could probably tell from my e-mail, I was quite frustrated. However, I do understand technical problems and thank you for taking care of the problem as you could as well as the copy of Woof. This was a nice gesture of good will. As I said, I think you have a great product, and I hope that you can continue to work to make sure that problems like the one you had last week can be taken care of in a timely manner.

Mark Hensley

Kepware Inc.
<http://www.kepware.com/>

Thanks for getting back to me. Yes I have everything I need. Thanks again for making your products it really makes using some of the best features of flash a lot easier and more professional. I was doing just what you say in your documentation, using batch files that would show a DOS box. It looked bad even if it worked Ok. The JTools and Juggler have allowed me to create a very professional looking CD front end for our products. Thanks again.

Leon Cych

School Teacher
<http://www.wgfl.westminster.gov.uk/wgfl/dir/show/allsouls/>

This is great news, I am a primary school teacher in the UK who is developing educational apps in Flash. I needed something that would burn onto CD's as a good front end. I tried FlashJester for two days and I'm hooked. Keep up the good work. Our 8 - 11 year olds will send you the fruits of their labour at the end of the year!

Marcie

I just wanted to thank you for your quick response. Coincidentally, I was just at the Flashjester website, I think that Rick has helped me finalize my decision to make a purchase! (Got a PC tucked away here...)



Chris Masters

Freeserve Plc

www.freeserve.com

Many thanks for your fast and professional fix to the problem we found using your Jugglor product. Working on a large-scale project was made so much easier by being able to produce our CD in this way. I will most definitely be promoting the use of the product in every CD I have to work on.